

ORCHID LOVERS CLUB OF SPRING HILL

Home THE KEIKI UPCOMING EVENTS EVENT PHOTOS
MEMBERSHIP DIRECTIONS TO CLUB MEETINGS
GROWERS AND VENDORS HISTORY AWARDS - CLUB
OFFICERS AND COMMITTEE CHMN KIEKI SUBMISSION FORM

July 2015 Keiki



The Keiki

Volume 23

Issue 7

Month of July 2015

KEIKI INDEX

Page 1 Speaker's Info,

President's Message

Page 2 Cont. New

President's message,
Pictures From Orchid
Show

Page 3 Refreshments ,
Treasurer, Membership,
Publicity, Library

Page 4 May Meeting
Minutes

Page 5 June Meeting
Minutes

Page 6 Upcoming Events,
Member Article

OFFICERS

President:

Jeff Rundell

1st Vice President:

Geary Harris

2nd Vice President:

✔ **Date of next meeting** **Saturday July 18**

(All meetings at 1:00 pm at the Partner's Club of Oak Hill Hospital
_unless noted)

Next Meeting Speaker Information

Laura Newton, Chair of the AOS Membership and Affiliated Societies
Committee, will be the speaker at our next meeting on Saturday July
18.

She will speak on Judging Orchid Shows and the American Orchid
Society

Outgoing President's message, Geary Harris - 6/16

It's been a privilege being your president and I want to thank you for
all your support. When I took this job I didn't have any experience but
we made it through three years and I know that you will give our new
president, Jeff Rundell, the same support you gave me.

Donna Fazekas

Treasurer:

Helen Battistrada

Executive Secretary:

Pat Dupke

Recording Secretary:

We need a volunteer

New President, Jeff Rundell's message

Welcome to our first online issue of the Keiki. Thanks to the efforts of Ken and Delia Dunn, Tim and Judy Smith, Bob East and many others, we are moving forward with this new format. I need to thank all the officers who stayed on and especially Geary Harris who served so selflessly and has agreed to stay on as 1st VP. It is a great team effort. Incidentally I just found out from my daughter (who did one of her degrees in Hawaii) that Keiki is actually pronounced Cake-ee not Kee-Kee. She delights in correcting me.

I'm writing this from 1,500 miles north of Florida where it has been raining

(Continued on Page 2)

PAGE 2 KIEKI

ORCHID LOVERS CLUB OF SPRING HILL

[Home](#) [THE KEIKI](#) [UPCOMING EVENTS](#) [EVENT PHOTOS](#)
[MEMBERSHIP](#) [DIRECTIONS TO CLUB MEETINGS](#)
[GROWERS AND VENDORS](#) [HISTORY](#) [AWARDS - CLUB](#)
[OFFICERS AND COMMITTEE CHMN](#) [KIEKI SUBMISSION FORM](#)
July 2015 Keiki

Keiki Page 2

(Cont. New President's message)

for a month and the temperatures send me into shiver shock. I thought it might be a good time to regale all of you with a taste of orchid growing in the frozen tundra up here. Forgive me, but, in this location, it's hard for me not to reminisce. So here are a few highlights taken from my former orchid club in the Adirondack mountains of far northern NY. I might mention that the whole place is under siege right now and crawling with police looking for the escaped inmates. Breaking news just in! The second guy, David Sweat, was just shot by a trooper (a former student of mine) who lived about a five iron around the corner from my old house...whew. I should admit that I used my vast powers as your president to unilaterally make the Adirondack Orchid Club (approximately 10 members) our sister club, entitled to all rights and privileges thereof (none). My first attempts at growing orchids up here started with warm growing hybrids I brought back from Largo where my parents retired. The result was, as you already guessed, dismal failure. As my disposable income evaporated I started to smarten up and plot a strategy to outwit the climate.

First, when it gets dark and cold, make friends with your basement. Clean out the cobwebs and install a Halogen/Sodium vapor HID (high intensity discharge) light. These lights are blinding and can support a 6 x 6 foot area 4 feet beneath them loaded with orchids. Careful though because these lights are often used to grow other less than legal crops the police find by driving around at night looking for the glow. Below the plants you have trays filled with gravel, a heat mat, mister, and the required oscillating fan. Now we're making progress! Rodent, snail and insect defenses are established and those sleepy orchids awaken. Somewhere around the 4th of July it's time for you to cautiously move your babies outside and under cover-- ready, at any

time, to evacuate back to the basement in a cold snap. Granted, some things did well in the windows but when their leaves froze to the glass it was back to the cellar. Orchids got fresh air for about 1 month but, toward the end of August, you could sense the end was near. It was also important to keep the rodents, deer and birds well fed because they all had a taste for the nectaries in buds just about to open.

Some of our members had other secret strategies they delighted in concealing. For example, one member grew notoriously difficult Dracula over his kitchen sink next to a large salt water aquarium with a weird colored party light. Another member who is a dentist had multiple banks of florescent lights from unnamed sources powered by hot buzzing ballasts. One member, who is a lawyer, simply picked up his display plant from Lowe's on his way to the meeting. Mounting orchids or using anything but the most water retentive media was a death sentence.



Our little group met monthly, even on below zero nights and blinding snowstorms. Meeting in bowling allies, Pizza Huts, and hotel dining rooms always brought stares from the customers especially when the plants trooped in encased in styrofoam ice chests and inflated trash bags to defeat the cold. The nearest orchid vendor was near Albany some 3 hours to the south. Other growers would have had to swim Lake Champlain from Vermont. Without speakers, much of the conversation was about how we would try to get home alive.

I do admit that I miss growing some of those cool loving beauties like pansy-faced Miltonia, spikes of splashy Odontoglossom and my little Masdevallia faces. I could not give up the Madevallia but when they arrived in Florida it took about 2 weeks for them to collapse and liquefy.

The big event of our year was the annual trip to the Montreal Orchid show. It wasn't exactly Redlands but they did have vendors. Unfortunately everything was in French, which, along with the export laws, complicated transactions. So yes, I confess now to smuggling plants across the border (often manned by one of my former students) and smiling when they asked: Anything to declare? So now you all know one of the reasons why I am in Florida. I thought it would be so simple down here but we do have our own set of challenges. I'm still learning as we all are and that's what keeps life interesting. Hope my orchids survive my absence and the care of my cat-sitter. See you all in a few weeks after another 1,500 miles. -Jeff

[Just a sampling of pictures from our Orchid Show](#) - sorry, no owners' names are available but we had so many awarded plants. [<click here for complete 2015 Show Photos>](#)

If anyone has a list of the awarded plants we could enter the names on the website.



PAGE 3 KIEKI

ORCHID LOVERS CLUB OF SPRING HILL

[Home](#) [THE KEIKI](#) [UPCOMING EVENTS](#) [EVENT PHOTOS](#)
[MEMBERSHIP](#) [DIRECTIONS TO CLUB MEETINGS](#)
[GROWERS AND VENDORS](#) [HISTORY](#) [AWARDS - CLUB](#)
[OFFICERS AND COMMITTEE CHMN](#) [KIEKI SUBMISSION FORM](#)
 July 2015 Keiki

Keiki Page 3

Refreshment Reminder

Snacks

Delia Dunn
Ruth Redeker
Pat Baig
Connie Chase

Drinks

Sandra Seleka
Linda Hindman

Treasurer's Report

Helen Battistrada

Balance 5/15/2015:

\$6,120.44

Receipts:

\$297.00

Disbursements:

\$233.00

Balance 6/20/2015:

\$6,184.44

Membership Report

By Linda Meyer

Our June meeting was well attended- a total of 40 members signed in. (including our new member.) We had several guests: Gwen Sears introduced herself as visiting from Bushnell, and Shirley Kelley from Spring Hill enjoyed the meeting as well. We had one gentleman and two late arriving ladies (one of whom won a nice raffle plant!) who did not sign the register

We had one visitor who came as a guest and joined immediately! We welcome

Effie Hall 7400 Delaware Dr Weeki Wachee, FL 34607
 352-835-0801 effiehall@gmail.com

Publicity

Publicity Chairman: Sarah Hart will be moving to IN next month. We are looking for someone interested in being publicity chairman. Sarah has instructions, in writing, which will help her replacement.

Library Report by Librarian Tom Govin

The Spring Hill Orchid Lovers Club has a library with many books, tapes and magazines (American Orchid Society) up to the present date.

There are books on specific types of orchids such as Cattleyas, Phalaenopsis, Dendrobiums and many other varieties with specific locations from around the world, and what growing conditions each requires for successful growing.

Just simply fill out a sheet from the library cabinet with your name, title of the book, tape or magazine, and the date. When you return the items your name gets checked off. I know you 'll have gleaned a lot of information to help you become a successful grower!!

Thanks and happy growing!!

Tom Govin

PAGE 4 KIEKI

ORCHID LOVERS CLUB OF SPRING HILL

Home THE KEIKI UPCOMING EVENTS EVENT PHOTOS
MEMBERSHIP DIRECTIONS TO CLUB MEETINGS
GROWERS AND VENDORS HISTORY AWARDS - CLUB
OFFICERS AND COMMITTEE CHMN KIEKI SUBMISSION FORM
July 2015 Keiki

Keiki Page 4

Minutes of May Meeting

ORCHID LOVERS' CLUB OF SPRING HILL MINUTES OF THE MEETING MAY 16, 2015

The meeting was opened by Geary Harris at 1:00 pm. Birthdays were celebrated for the month of May. Membership Chairman, Linda Meyer, announced that we had 41 members in attendance, 8 guests signed in, 2 of whom joined. Each guest was introduced and welcomed by the Club.

COMMITTEE REPORTS

Election of Officers was conducted by Nominating Chairman, Delia Dunn. The slate was introduced and requests made for Nominations from the floor. A motion was made by a member to accept the entire slate and it was seconded by Al Fiore.

The vote was held and the vote was positively unanimous for Jeff Rundell for President, Geary Harris 1st Vice President, Donna Fazekas 2nd Vice President, Pat Dupke for Secretary and Helen Battistrada for Treasurer. Geary thanked everyone for a good 3 years. He said he has enjoyed being our President.

TREASURER'S REPORT

Balance last month was \$6296.26 plus receipts of \$229.00 less disbursements of \$404.82 leaving

a balance this month of \$6,120.44.

Geary wanted everyone to show their appreciation for Helen and the terrific job she does for us as Treasurer..

Geary announced the death of member, Donald Grill during the month and expressed how much we'd all miss him. Condolences were sent to his daughters.

Librarian, Tom Govin, reported on some of the content in our books in the next room and explained we could get books, tapes or DVDs at any time by just signing them out with the title and your name.. When you return them your name is crossed off the sign out sheet. Everyone is welcome to explore the library which is in the closet in the next room.

Jeff gave a synopsis of Board discussions regarding the best way to get our bulletin, The Keiki, out to all members. Ken Dunn has said that he can put the Keiki on the website with submission forms for members to send in their reports or articles. Hard copies of future Keikis will be available at the meetings. More information will be forthcoming.

Jeff also announced that Sugarmill Garden Club, of which he was a member, donated to us their digital voice recorder and the slide screen when their club disbanded.

Linda Meyer talked about the magnetic name tags that are \$11.00. Anyone who would like to order one should let her know. Make checks payable to OLC SH. She sends in the orders after she has several collected. It's good for all members to have some kind of a name tag so that they are identified in different events and it helps our own members to know who other members are.

Pat Dupke said that anyone who wants a logo sewed onto a shirt please present a washed shirt and \$10 to Sonia Terrelonge. She has several patterns to choose from. She will be here next month.

Eleanor is unable to do the refreshment reminders anymore and Geary asked for a volunteer. A member did volunteer to do that. The signup sheet for monthly refreshments was also passed

around.

Jeff as Show Chairman, said the board is evaluating our show and he's sent out emails to vendors for input and requests that if members have suggestions to let him know. Dan Grant asked about getting AOS Judges to come to our meetings for judging. Laura Newton who is in training to be an AOS Judge will be coming to the meeting in July and can give us more information regarding judging.

Show Table judges were selected next and then we had refreshments in the break room. The Show Table had some beautiful plants and the blue ribbon winners talked a little about each of theirs.

The Speaker was Glenn Gross who gave an interesting talk with slide presentation on how he builds different types of greenhouses for orchids.

The 'members-only raffle' was held by Linda Meyer. Linda does this every month as inspiration for members to register at the door when they come in. There were some beautiful plants donated by our speaker for our regular monthly raffle that was held next.

Geary mentioned that our speaker for June would be Goodwin Orchids from Leesburg Meeting was adjourned.

Respectfully submitted by Delia Dunn

ORCHID LOVERS CLUB OF SPRING HILL

Home THE KEIKI UPCOMING EVENTS EVENT PHOTOS
MEMBERSHIP DIRECTIONS TO CLUB MEETINGS
GROWERS AND VENDORS HISTORY AWARDS - CLUB
OFFICERS AND COMMITTEE CHMN KIEKI SUBMISSION FORM
July 2015 Keiki

Keiki Page 5

Minutes of June Meeting

ORCHID LOVERS' CLUB OF SPRING HILL CLUB MEETING ON JUNE 20, 2015

The meeting was called to order at 1:10 p.m. by Geary Harris.

Treasurers Report: Helen Battistrada reported a cash balance of \$6,184.44.

Installation of Officers: Thomas Govin conducted the installation as follows: Jeff Rundell, President, Geary Harris 1st Vice President, Donna Fazekas 2nd Vice President, Helen Battistrada Treasurer, and Pat Dupke Executive Secretary.

Membership: Linda Meyer reported 40 members present with 1 guest Effie Hall joining from Weeki Wachee. Other guest were Gwen Sears from Bushnell, Shirley Kelley from Spring Hill, one gentleman and two ladies arriving late but did not sign the register.

There were two birthdays.

Recording Secretary: Jeff Rundell announced that a recording secretary is needed since Patty Helmly is no longer available.

2016 Orchid Club Show: Jeff announced the show would be held at the V.F.W. on County Line Rd. on March 19 & 20, 2016. Jeff stated that a show chairman was needed. Geary Harris stated that Kenny Greenly is the new commander in charge at the V.F.W.

Speakers: Jeff announced that Donna Goodwin from Leesburg would be our speaker today. She

will speak on vandaceous orchids. Laura Newton will be our speaker in July. She will speak on judging shows and the AOS. Jeff stated that perhaps members can sell plants in July.

Publicity Chairman: Sarah Hart announced that she will be moving to IN next month. Jeff asked if there was anyone interested in being publicity chairman.

Jeff read the top ten (10) things you might have to put up with, with the new president.

#10 Wasting time like now with bad jokes and humor that makes everyone groan;

#9 Wardrobe malfunctions and mismatches because I bypassed my wife's daily inspection;

#8 Sarcasm is always available 24/7-Charter member ABC club (acerbic brash contrarian);

#7 Handwriting that looks like another language;

#6 Impatience that you normally see in 3 year olds;

#5 Stretching our refreshment time by filling my plate at least twice;

#4 Awarding ribbons to mostly my own plants from the display table;

#3 Forgetting most of what's important and remembering what's not;

#2 Running meetings at warp speed and moving on before anyone really knows what happened;

#1 Trying to reverse all the preceding nine by remembering those that have come before me and remembering why we are here: to share our love of beautiful mysterious living things and, as the song says---we're here for a good time, not a long time.

Keiki: Jeff announced that there were two options for the Keiki. First of all, members would submit e-mail contributions to Tim Smith who in turn will put the information together & e-mail it to members. A hard copy would be available for those members who do not have a computer.

Second, Delia and Ken Dunn have designed a program where the information would be put on the website. Will check to see what works best.

Picnic: Jeff announced that the club's picnic would be held at Crews Lake Park in Pasco County on Saturday, October 17. Pat Dupke announced that members would provide salads and desserts; society would provide paper products and all meats. Al Fiore will do the grilling.

Field Trip: Sonia Terrelonge announced that her and Donna Fazekas were working on a field trip to 3-4 orchid growers in October. She asked that if any members had any ideas to call her. We would be car pooling.

Club Shirts: Sonia announced any member wanting a shirt with their choice of design to bring a

washed shirt to her. The cost would be \$10 per shirt.

Refreshment Break

Show Table: Judging of plants on show table.

Speaker: Donna presented her very informative program on vanda orchid growing.

Meeting was adjourned at 3:10 p.m.

Respectively submitted by Pat Dupke as an alternate

PAGE 6 KIEKI

ORCHID LOVERS CLUB OF SPRING HILL

Home THE KEIKI UPCOMING EVENTS EVENT PHOTOS
MEMBERSHIP DIRECTIONS TO CLUB MEETINGS
GROWERS AND VENDORS HISTORY AWARDS - CLUB
OFFICERS AND COMMITTEE CHMN KIEKI SUBMISSION FORM

July 2015 Keiki

Keiki Page 6

Upcoming Special Event

The 2016 Orchid Club Show will be held at the V.F.W. on County Line Rd. on March 19 & 20, 2016. We will be looking for a show chairman.

MEMBER ARTICLE written by Tim Smith

Hacking the Miracle-Gro Fertilizer Injector

I did not realize how much time Judy spent fertilizing her orchids each week until I took over caring for them while she was recovering from back surgery. Two hours with a battery powered tank sprayer that its battery usually gave out on her before she was finished.

I knew there had to be a better way and yes, she tried the injector she bought from Charlie's Greenhouse I think it was, with unsatisfactory result. Very hard to control the weekly weakly thing she was trying to achieve.

Well folks, I have solved her problem and cut 2 hours of work down to 15 minutes and will share it with you.



I bought a Miracle Grow fertilizer Injector at Walmart for around nine dollars. It came with one bottle of liquid fertilizer that I used on the other plants until it was gone. The label said the bottle could not be used again but after inspecting it, I discovered that it could be used again and I have done so for five times so far. (Inverness Walmart is asking \$15 for the same injector I bought at Homosassa Walmart for \$9 and change. All stores are not the same I found out)

I will take you step-by-step through the process and it's very simple. All that is required of you is being very careful so you will not Jab yourself with the tool you use to remove the top of the bottle.

1. After using the fertilizer that came with

the injector you are ready to fertilize your orchids. Get some sort of a blunt tool I used a screwdriver with a one quarter inch wide flat blade and pointing the bottle away from you insert a tool under the lip of the bottle cap.



Hold the tool as illustrated and give the handle of the tool a bump.



Give the tool a bump and this will pop the cap off. Spend the next 10 minutes looking for the cap..

Hold the lip of the bottle cap.

Hold the tool as illustrated and give the handle of the tool a bump. This will pop the cap off. Ten spend the next 10 minutes looking for the cap.

2. Mix some orchid fertilizer that you would normally use in a clear container and set aside). Take note of the color.

3. Keep in mind this is what we do and you can adjust to suit your self. We started with the six measuring caps full of her fertilizer in the bottle and added water. Shook it well to mix it and put it on the injector. We ran water through the injector into a clear container to check the color of what was coming out of the injector against the color of what she normally uses when she hand fertilizes.

Judy determined that it was too light in color so I added six more measuring caps to the bottle, shook it as before, and ran another test. Perfect, she says, and it did match our pre-mixed test solution. I put the hose on the device and ran it till the fertilizer had filled the hose, and I checked the color and determined the hose was filled with the solution and went to work. I went over everything twice and only used half the bottle on a 16' X 24' greenhouse with about 400 orchids inside and out in the trees. It'll be ready for the next time. 15 minutes from start to finish after getting the mixture right and now knowing just how much fertilizer to add per bottle.

Before, Judy used 6 gallons of water with one measuring cap of fertilizer per gallon. I used 12 measuring caps of fertilizer and have enough to fertilize the orchids again. Point being, it came out the same except I have an hour and 45 minutes to do something else We used a regular garden hose, from the injector to the plants and an ordinary nozzle at the end that is adjustable so we can shower the plants close up or jet the ones high in the trees.

I hope I have been clear enough on the instructions and the pictures should help a little bit but if you have a questions don't hesitate to call me, email me, whatever and I will help you. It is a timesaver and it works very well


and have been using it now for six weeks. Judy says the orchids look just fine so that's the official word on hacking the Miracle-Gro Fertilizer injector.

Tip

Here is an alternate way to do this that may be better for some of you. I know on one occasion it was better for me and that is to take a length of Fish tank airline hose and just stick it down into a bottle of your solution and stick the other end on the little nozzle inside the fertilizing bottles receiver attachment.



Take a length of Fish tank airline hose and just stick it down into a bottle of your solution and stick the other end on the little nozzle inside the fertilizing bottles receiver attachment.



It is best to try to have the solution container at the same elevation as the injector or higher.

The device will automatically pick the liquid up. Although the injector will pick the solution up, it is best to try to have the solution container at the same elevation as the injector or higher.

[RETURN TO PAGE 1 KIEKI](#)

[GO TO HOME PAGE OF WEB SITE](#)